



TE Connectivity P-Clamp

Enabling Next Generation Assembly

Quick Install, Flexible Design, Ergonomic

- *The new “tool-free” standard in wire and cable management*
- *Military, Aerospace, Industrial applications*

TE Connectivity P-Clamp

Enabling Next Generation Assembly



Reduce Applied Cost

TE Connectivity (TE) P-Clamp provides a light, fast, and efficient solution to mounting cable harnesses. (10) TE P-Clamp sizes cover the full cable diameter range of (21) AS21919 P-Clamp sizes. Faster install times and lighter weight, give TE P-Clamps a lower applied cost than standard AS21919 P-Clamps.

Transform Assembly Processes

TE P-Clamp allows engineers and operators to rethink the way electrical and fluid systems are assembled by removing the boundaries of standard AS21919 P-Clamps. With separate mounting and locking features, TE P-Clamps can be installed earlier in the assembly process, before secondary structures restrict access. The tool-less locking feature enables operators to securely lock the clamp while in confined and hard-to-reach spaces.

Minimize FOD and Cable Damage

The TE P-Clamp minimizes the risk of foreign object debris (FOD) by eliminating the need for tools and hardware when installing cables and harnesses. The TE P-Clamp excels in fixturing coax and fiber optic cables. The compliant cushion firmly grips a wide diameter range of cables without crushing the cable.

QUICK

- Faster installation time than standard AS21919 P-Clamps
- Quick-lock feature allows operators to quickly open and close the clamp as needed
- Minimizes risk of FOD with hardware free locking mechanism

FLEXIBLE

- Separate mounting and clamping features allow flexible and modular assembly processes
- Highly engineered PEEK material maintains strength of metal without the weight
- 10 TE P-Clamp sizes cover the same range as 21 standard AS21919 P-Clamp sizes
- Weight savings opportunities compared to standard AS21919 P-Clamps

ERGONOMIC

- Tool-less lock and unlock feature enables quick and comfortable harness installation and rework
- Operator comfort leads to faster cycle times

APPLICATIONS

- Commercial Aviation
- Military Aerospace
- Military and Marine Vehicles
- Industrial Vehicles
- Rail
- Automotive

TE Components . . . TE Technology . . . TE Know-how . . .

AMP | AGASTAT | CII | HARTMAN | KILOVAC | MICRODOT | NANONICS | POLAMCO | Raychem
SEACON | Rochester | DEUTSCH

Empower Engineers to Solve Problems, Moving the World Forward.



Performance Characteristics

Mechanical

Operating Temperature:	-65°C to +85°C
Fluid Resistance:	Fuel, Deicer, Oil, Cleaning Compound
Load Bearing:	50 lbs. Static (all directions)
Vibration:	27 (grms)
Wire Bundle Range:	.125" - 1.375" (3.2mm-34.9mm) 10 sizes
Width:	.5" (12.7mm)
Mounting Hardware:	ANSI 10/MS Screw (washer recommended)

Materials

Primary structure:	Aerospace-grade PEEK
Cushion material:	Chloroprene per SAE AMS3207

Standards

SAE AS23190 Type 3 Class 1




QUICK INSTALL TIME



UP TO 25% LIGHTER WEIGHT



TOOL-FREE HARNESS
INSTALLATION



Metal P-Clamps require a difficult and sometimes painful installation process that can lead to injury and slower install times.



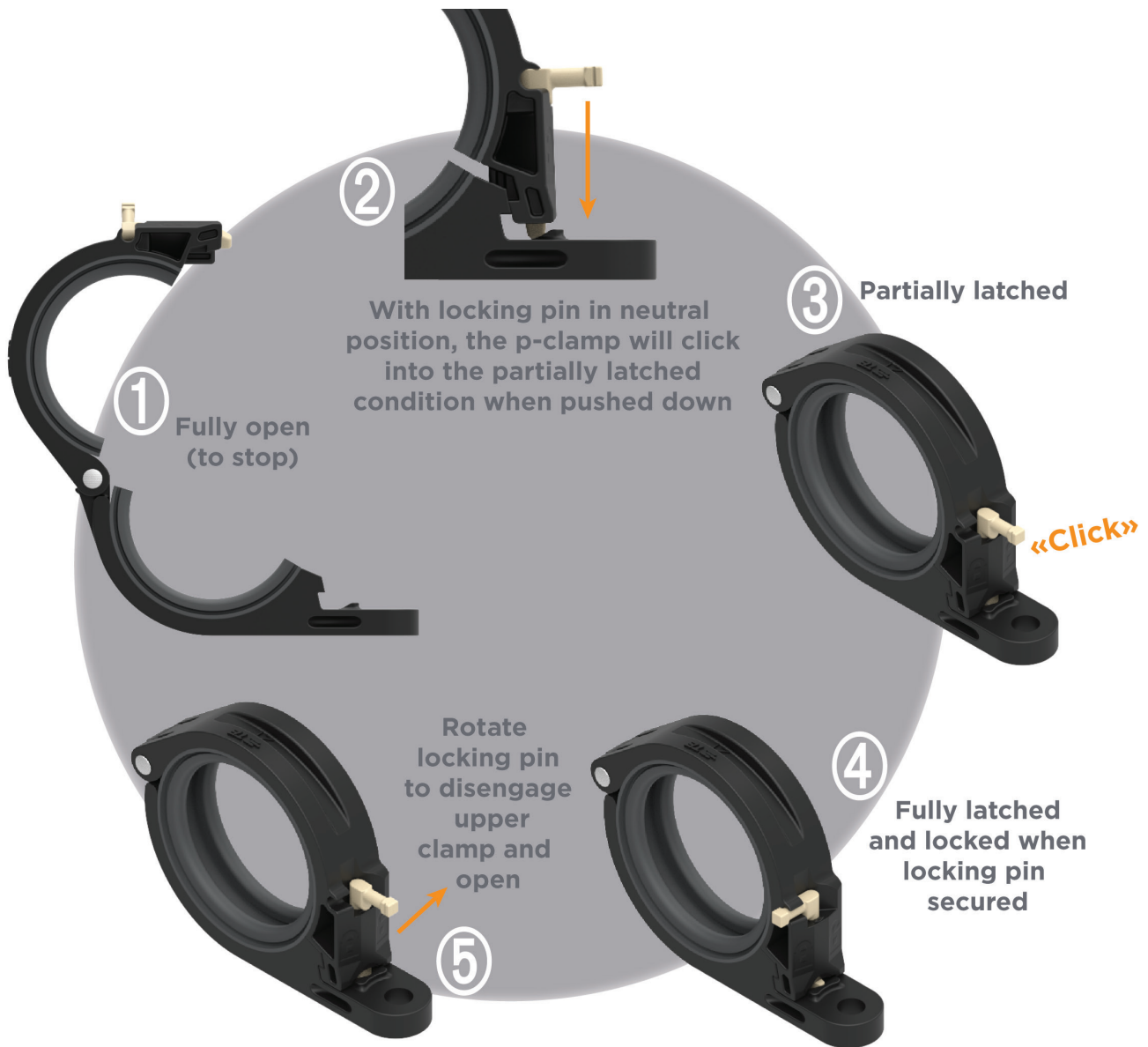
1. Mount the TE P-Clamp onto the structure.



2. Install the harness with no tools or hardware.



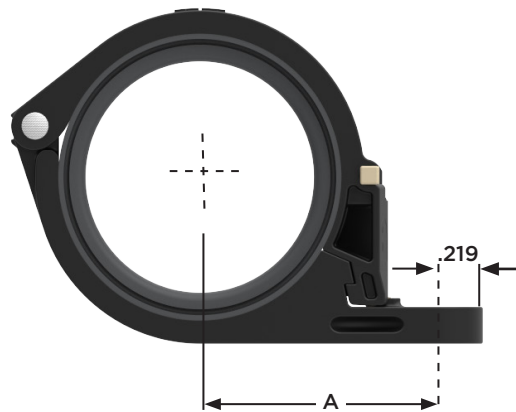
Operation





Part Numbers

TE Connectivity Part No.	Size	A [in. nom]	Cable Bundle Range [in. nom]	Weight [G]	AS21919 Part No.	Size	A [in. nom]	Cable Bundle Range [in. nom]
THA-PDKG-03	3	0.716	.125 - .250	3.5	AS21919WDG02	2	0.457	.110 - .140
					AS21919WDG03	3	0.498	.173 - .203
					AS21919WDG04	4	0.529	.235 - .265
THA-PDKG-05	5	0.796	.250 - .375	4.6	AS21919WDG05	5	0.56	.298 - .328
					AS21919WDG06	6	0.592	.360 - .390
THA-PDKG-07	7	0.837	.375 - .500	5.7	AS21919WDG07	7	0.623	.423 - .453
					AS21919WDG08	8	0.654	.485 - .515
THA-PDKG-09	9	0.94	.500 - .625	6.7	AS21919WDG09	9	0.752	.548 - .578
					AS21919WDG10	10	0.783	.610 - .640
THA-PDKG-11	11	0.956	.625 - .750	7.8	AS21919WDG11	11	0.814	.673 - .703
					AS21919WDG12	12	0.845	.735 - .765
THA-PDKG-13	13	1.041	.750 - .875	8.9	AS21919WDG13	13	0.877	.798 - .828
					AS21919WDG14	14	0.908	.860 - .890
THA-PDKG-15	15	1.127	.875 - 1.000	10.2	AS21919WDG15	15	0.939	.985 - 1.015
					AS21919WDG16	16	0.97	.985 - 1.015
THA-PDKG-17	17	1.169	1.000 - 1.125	11.6	AS21919WDG17	17	1.002	1.048 - 1.078
					AS21919WDG18	18	1.062	1.110 - 1.140
THA-PDKG-19	19	1.233	1.125 - 1.250	12.9	AS21919WDG19	19	1.093	1.173 - 1.203
					AS21919WDG20	20	1.124	1.235 - 1.265
THA-PDKG-21	21	1.313	1.250 - 1.375	14.2	AS21919WDG21	21	1.156	1.298 - 1.328
					AS21919WDG22	22	1.187	1.360 - 1.390



LET'S CONNECT

We make it easy to connect with our experts and are ready to provide all the support you need. Just call your local support number or visit te.com to chat with a Product Information Specialist.

Technical Support

te.com/support-center

North America	+1 800 522 6752	Asia Pacific	+86 400 820 6015
North America (Toll)	+1 717 986 7777	Japan	+81 044 844 8180
EMEA/South Africa	+800 0440 5100	Australia	+61 2 9554 2695
EMEA (Toll)	+31 73 624 6999	New Zealand	+64 (0) 9 634 4580
India (Toll-Free)	+800 440 5100		

te.com/p-clamp

AMP, AGASTAT, CII, DEUTSCH, HARTMAN, KILOVAC, MICRODOT, NANONICS, POLAMCO, Raychem, SEACON, TE, TE Connectivity and the TE connectivity (logo) are trademarks owned or licensed by TE Connectivity. Other products, logos, and company names mentioned herein may be trademarks of their respective owners.

While TE Connectivity (TE) has made every reasonable effort to ensure the accuracy of the information herein, nothing herein constitutes any guarantee that such information is error-free, or any other representation, warranty or guarantee that the information is accurate, correct, reliable or current. The TE entity issuing this publication reserves the right to make any adjustments to the information contained herein at any time without notice. All implied warranties regarding the information contained herein, including, but not limited to, any implied warranties of merchantability or fitness for a particular purpose are expressly disclaimed. The dimensions herein are for reference purposes only and are subject to change without notice. Specifications are subject to change without notice.

Consult TE for the latest dimensions and design specifications.

© 2019 TE Connectivity All Rights Reserved.

2361061-1 08/19